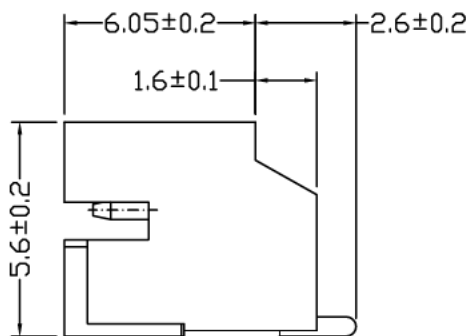
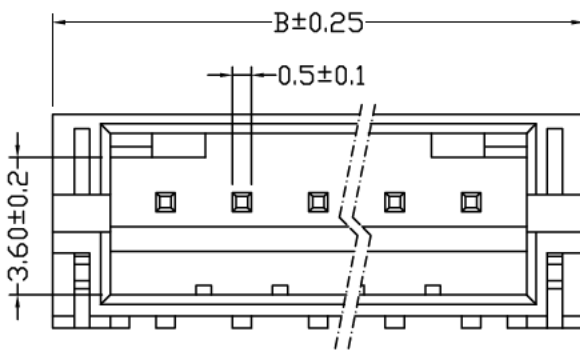
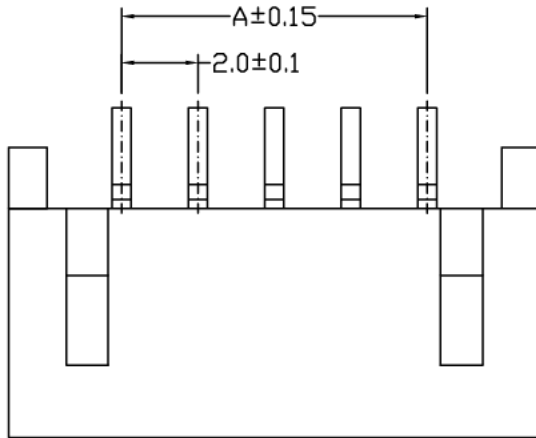


2.00mm SMT Solder Pin Header



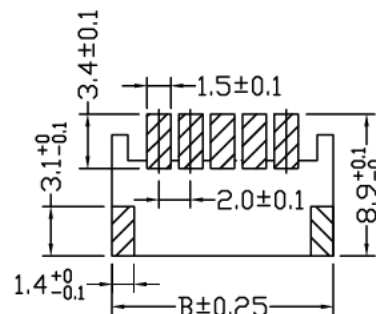
## SPECIFICATIONS

- Voltage rating : 250V AC, DC
- Current rating : 2A AC,DC.
- Withstanding voltage : 500V AC/minute
- Insulation resistance : 1,000MΩmin.
- Temperature range : - 25°C to + 85°C
- Contact resistance : Initial value/10mΩmax.
- After environmental testing/20mΩmax.

## WAFER

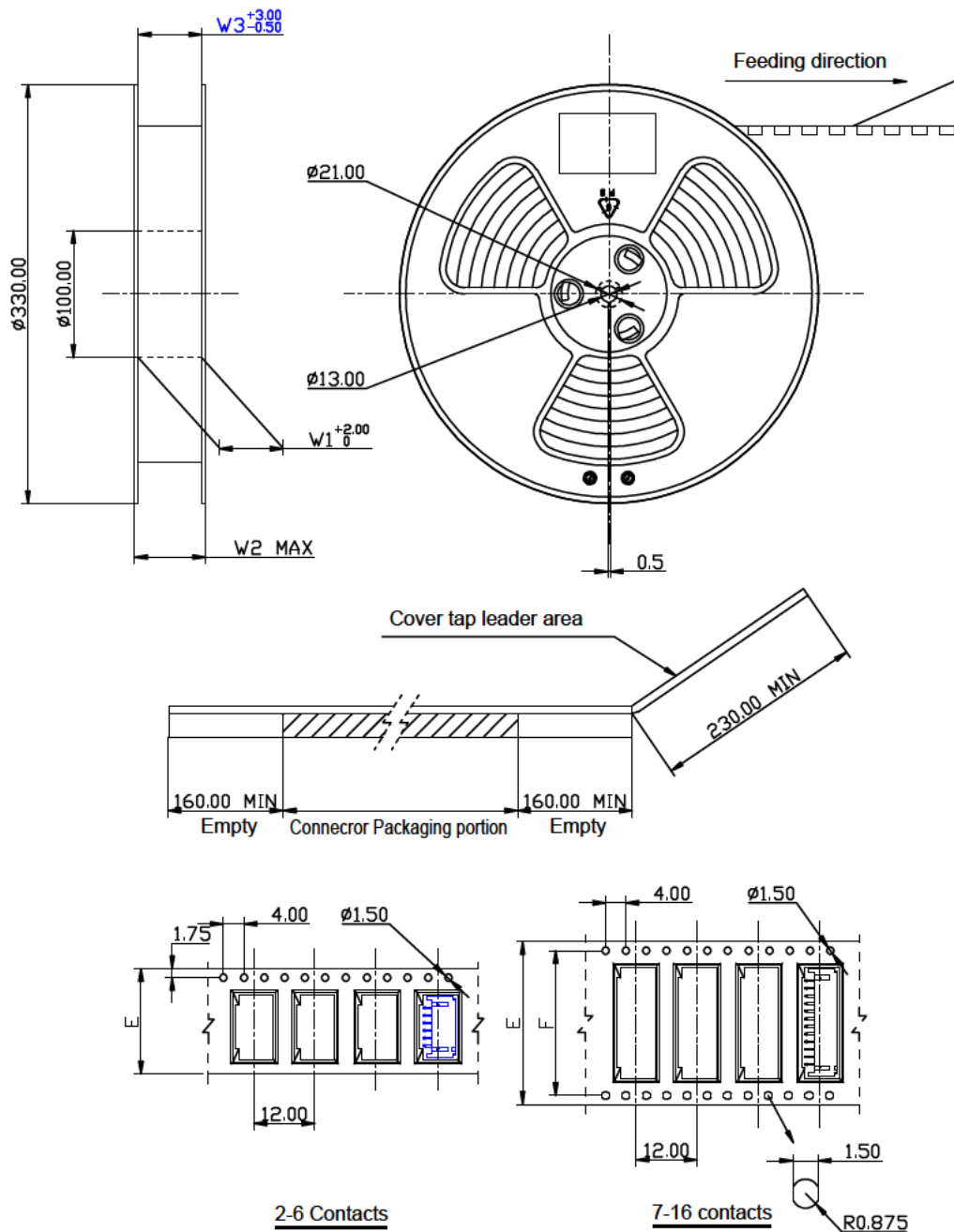
- Part No. : SM C03 2103 XX BS W
- Poles : 02-16 , XX. = number of poles
- Material : Contact : Phos. Bronze, Tin Plated  
Base : Nylon PA46/ 6T UL94V-0
- Q' ty : 1,000 pcs./Tape or Reel

Poles	Part No	Dimensions (mm)	
		A	B
2	XX=02	2.00	8.00
3	XX=03	4.00	10.00
4	XX=04	6.00	12.00
5	XX=05	8.00	14.00
6	XX=06	10.00	16.00
7	XX=07	12.00	18.00
8	XX=08	14.00	20.00
9	XX=09	16.00	22.00
10	XX=10	18.00	24.00
11	XX=11	20.00	26.00
12	XX=12	22.00	28.00
13	XX=13	24.00	30.00
14	XX=14	26.00	32.00
15	XX=15	28.00	34.00
16	XX=16	30.00	36.00



Recommend PCB Layout

SM C03 2103 XX BS W Reel Packing



Poles	Dimension ( mm )					Packing Reels / Carton
	E	F	W1	W2	W3	
02	16	-	16.5	22.5	16.5	14
03 ~ 06	24	-	24.5	30.5	24.5	10
07 ~ 09	32	28.4	32.5	38.5	32.5	8
10 ~ 14	44	40.4	44.5	50.5	44.5	6
15 ~ 16	56	52.4	56.5	62.5	56.5	5

NOTE:

- \* Reel Materials: HIPS
- \* Cover Tap Material: Polyester
- \* Carrier Camber is within 1mm in 100mm
- \* Carrier Material: Clear, Conductive Polystyrene Alloy
- \* Cover Tape Peel Strength: 0.1N - 1.3N
- \* Quantity : 1000 PCS / Reel