

Features:

- 2 ~ 12 circuits available
- Material: **LCP**
- Tin-plated brass pin

Specification:

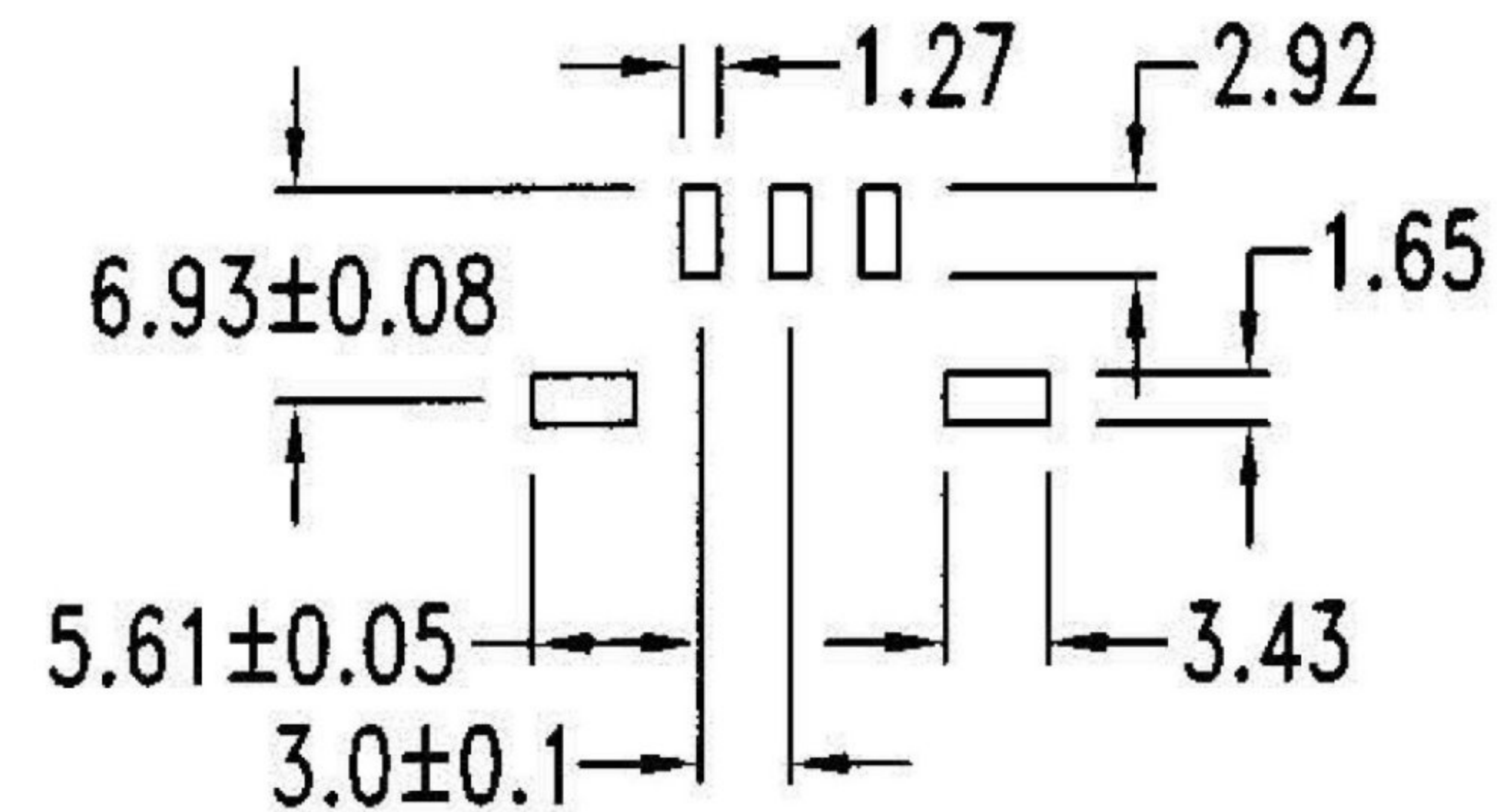
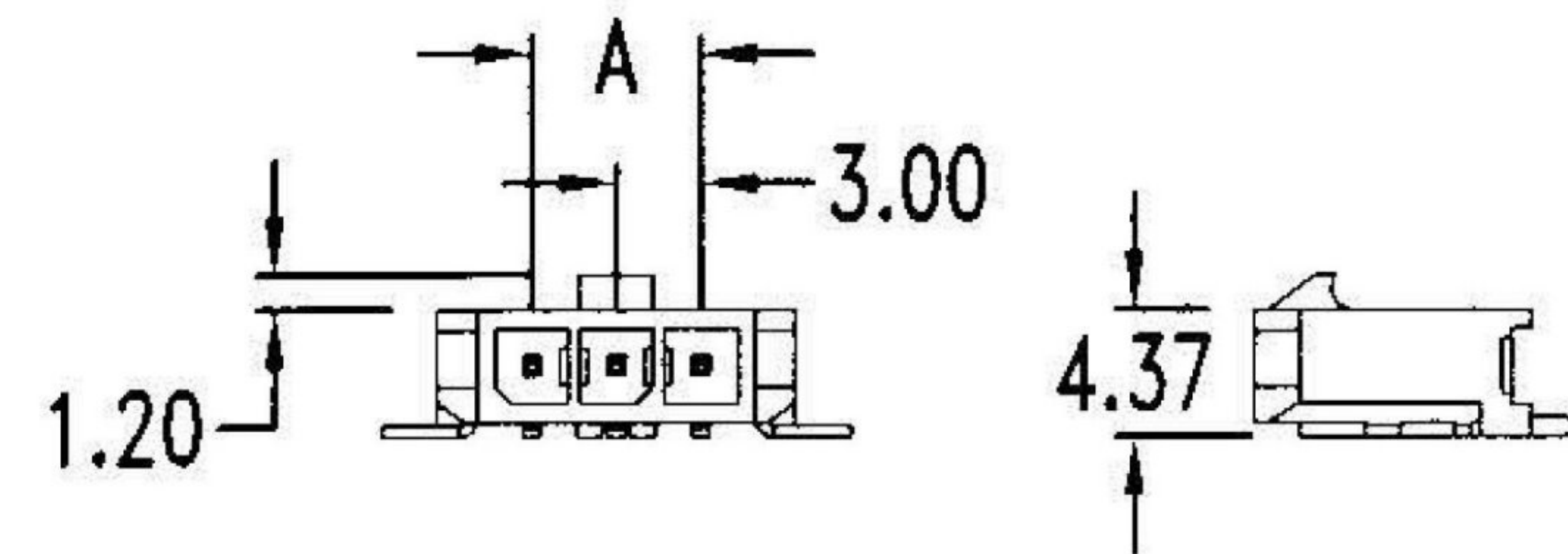
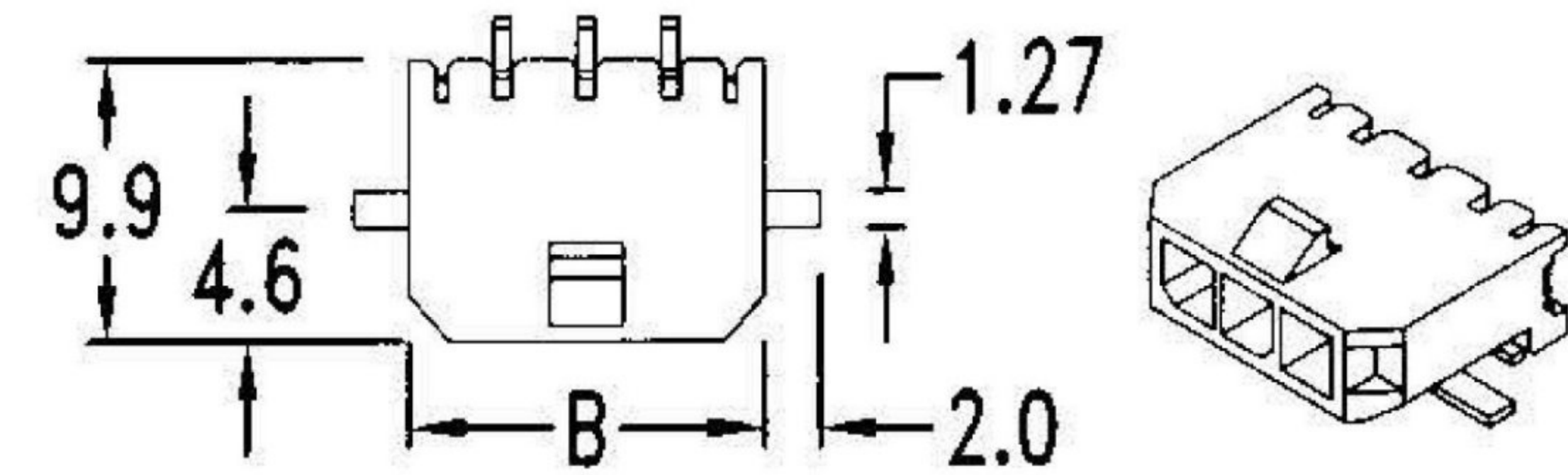
- Current rating: 5A AC, DC
- Voltage rating: 250V AC, DC
- Contact resistance: 10mΩ Max.
- Dielectric withstanding voltage: 1500V AC/minute
- Ambient temperature range: -25°C ~ 85°C

Dimensional Information

Circuits	Dim. A	Dim. B	Circuits	Dim. A	Dim. B
2	3.0	9.65	4	9.0	15.65
3	6.0	12.65	5	12.0	18.65

Circuits	Dim. A	Dim. B	Circuits	Dim. A	Dim. B
6	15.0	21.65	8	21.0	27.65
7	18.0	24.65	9	24.0	30.65

Circuits	Dim. A	Dim. B	Circuits	Dim. A	Dim. B
10	27.0	33.65	12	33.0	39.65
11	30.0	36.65			



PCB Layout: Component side

RoHS Compliant		Schmid-M	
APPD. Spielberg	SCALE UNLESS OTHERWISE SPECIFIED TOLERANCE .000 ± 0.05 (mm) .00 ± 0.15 (mm) .0 ± 0.25 (mm)	PART NAME MICRO-FIT 3.0 SINGLE ROW WAFER 1XXXP SMT RIGHT ANGLE TYPE W/SOLDERABLE FITTING NAIL TIN PLATING BLACK INSULATOR REEL PACKING ROHS	
DWG. Spielberg	UNIT M M	SIZE. A 4	PART NO. SM C03 4230W02SD
DATE 2012/08/20	PAGE 1 OF 1	REV B	