

REVISION DATA		
REV	DESCRIPTION	DATE
A0	NEW DRAWING	2010-04-13

Technical Data

Material:

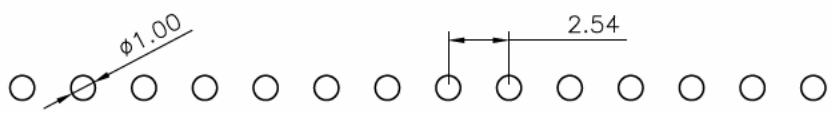
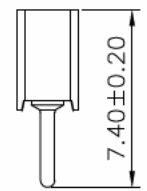
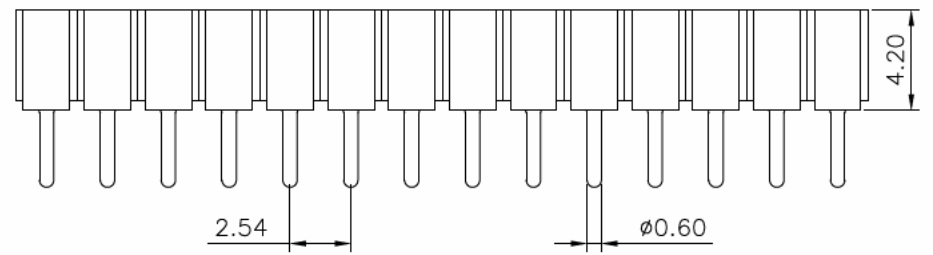
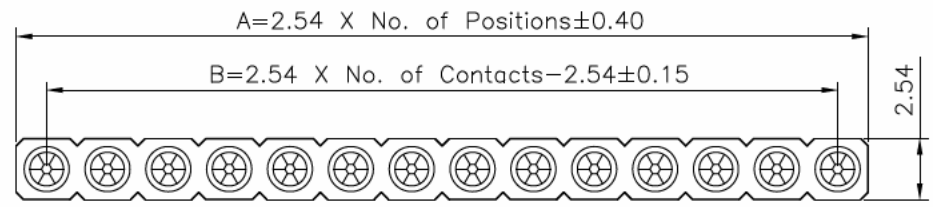
Pin(outer sleeve): Brass,machined CuZn38Pb2
Clip(contact 6 finger): Beryllium copper,heat treated
Plating(outer sleeve):
 Tin plated:2μm/80μ"Ni, 5μm/200μ"Sn
 Gold Plated:2μm/80μ"nickelfull gold
Plating(contact): 2μm/80μ"nickel, gold or Tin plated
Insulator black(housing): PPS (UL94V-0)

Electrical:

Current rating: 3Amps/contact max.
Contact resistance: ≤ 4mΩ/contact
Insulation resistance: ≥ 1000MΩ at V=100V
Operaing voltage: 60VAC/DC

Mechanical:

Average insertion force with steel pin of
 Ø0.66mm/.026": <140g
Average withdrawal force with steel pin of
 Ø0.66mm/.026": >25g min.
Mechanical life cycle:min.200
Operaing temperatures: Gold Plated:-55°C to+105°C
 Tin plated:-40°C to+105°C
Soldering temperature: +260°C,10s max



P.C.B LAYOUT



TOLERANCE	PROJECTON		TITLE:
ANGLE ±5°	DATE :	2010-04-13	2.54mmPitch Sip Sockets Single Row Straight Pin Length 7.40mm
X.XXX ±0.10	DRAWN :	LiKui	PART NO:SM C07 0109 XX Black H=4,2
X.XX ±0.20	CHECKED :		DRAWING NO:
X.X ±0.30	APPROVED :		REV: A0 UNIT: mm SCALE: 3:1 SIZE: A4
X. ±0.50			