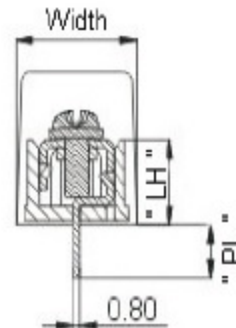
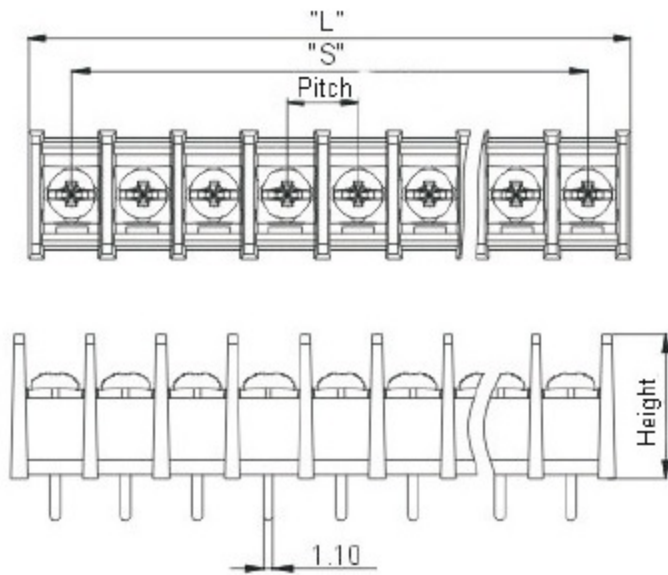
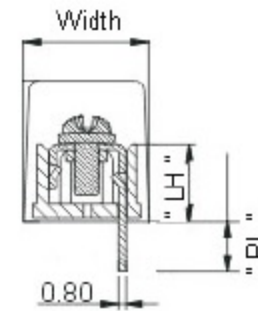
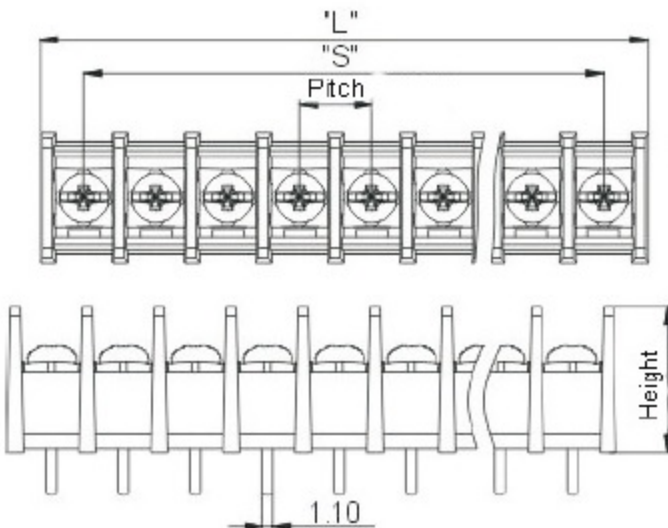


Type: Central Pin



| | |
|-------------------|------------------------------|
| Pitch | 8.25mm |
| Voltage | 300V |
| Current | 20A |
| Wire Range | 22-12AWG/2.5mm ² |
| Torque | 0.5N.m(4.4Lb.in) |
| Housing | PA66 UL94V-0 |
| Solder Pins | Brass, 1.0t/0.8t, Tin-Plated |
| Screws | Steel, M3, Ni-Plated |
| "L" | 8.25*(P-1)+10.15 |
| "S" | 8.25*(P-1) |
| "Width" | 13.50mm |
| "Height" | 15.10mm |
| "LH" | 8.50mm |
| "PL" | 5.30mm |
| Solder Pins | 1.10*0.80 |
| XX - Contact No | 02-24 |
| Y-C - Central Pin | S-Side Pin |

Type: Side Pin



| | | | |
|-----------------|----------------|------------------------------------|--|
| RoHS Compliant | | SCHMID-M | |
| APPD. | SCALE | TOLERANCE X.XX±0.25 X.X±0.35 | PART NAME SCHMID-M Barrier Terminal Block RM: 8.25mm |
| DWG. HELGA | UNIT MM | SIZE A4 | PART NO SM C09 78201 XX Y, 20A |
| DATE 2013/10 | PAGE 1 OF 1 | REV. C | |