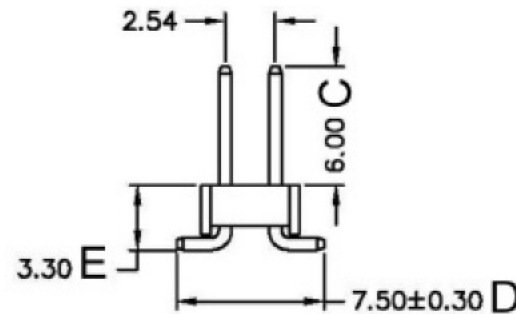
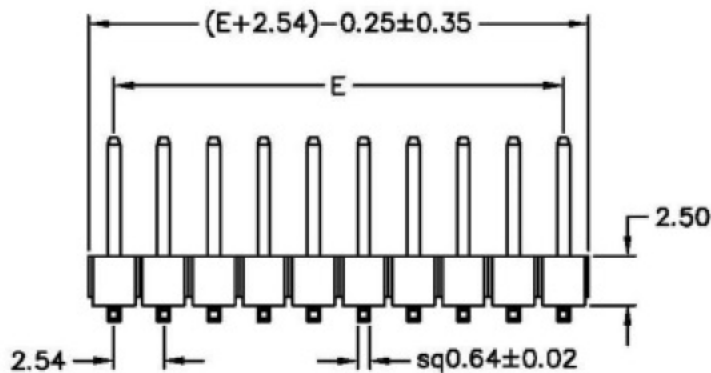


MATERIAL

Contact Pin : Brass

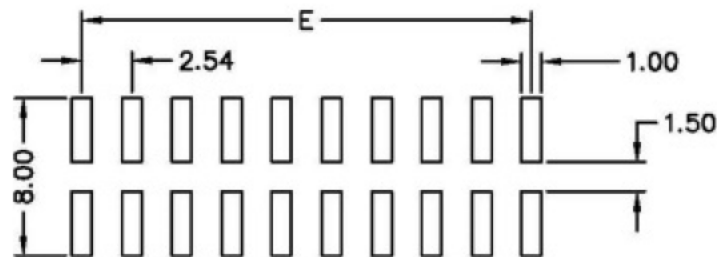
SPECIFICATION

Current Rate : 3 AMP
 Insulation Resistance : 5000MΩMin. at DC 500V
 Contact Resistance : 20mΩMax. at DC 100mA
 Dielectric Voltage : AC 500V for one minute
 Operation Temperature : -40°C to + 105°C



C=6mm D=7.5mm E=3.3mm

POLES	DIM E	POLES	DIM E
		21	50.80
2	2.54	22	53.34
3	5.08	23	55.88
4	7.62	24	58.42
5	10.16	25	60.96
6	12.70	26	63.50
7	15.24	27	66.04
8	17.78	28	68.58
9	20.32	29	71.12
10	22.86	30	73.66
11	25.40	31	76.20
12	27.94	32	78.74
13	30.48	33	81.28
14	33.02	34	83.82
15	35.56	35	86.36
16	38.10	36	88.90
17	40.64	37	91.44
18	43.18	38	93.98
19	45.72	39	96.52
20	48.26	40	99.06



Recommended P.C.B Layout

RoHS Compliant		SCHMID-M	
APPD.		TOLERANCE	
DWG.		.0 ±.30 .00 ±.20 ANG. ±3°	
DATE	UNIT	SIZE	PART NAME
2012/06/07	MM	A 4	2.54mm PIN HEADER DUAL ROW 2XXXP SMT TYPE FULL GOLD (C=6mm D=7.5mm E=3.3mm) ROHS
PAGE	REV.	PART NO.	
1 OF 1	A	SM C02 2200 XX BD	