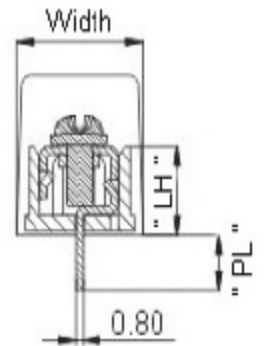
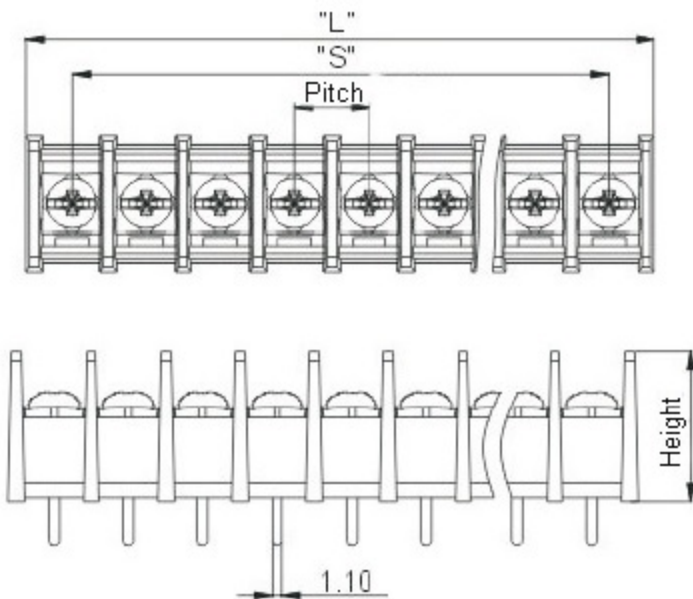
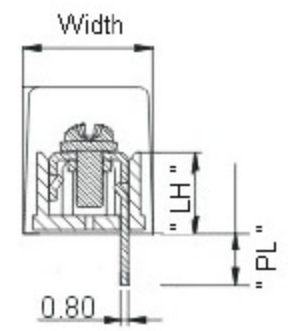
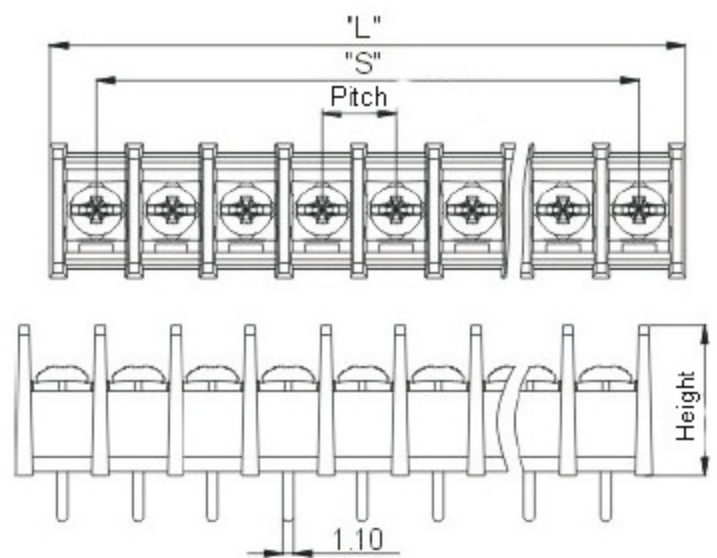


Type: Central Pin



Pitch	10.00mm
Voltage	300V
Current	32A
Wire Range	22-12AWG/4.0mm ²
Torque	1.2N.m(10.6Lb.in)
Housing	PA66 UL94V-0
Solder Pins	Brass, 1.0t/0.8t, Tin-Plated
Screws	Steel, M4, Ni-Plated
"L"	10*(P-1)+12.5
"S"	10*(P-1)
"Width"	15.60mm
"Height"	18.40mm
"LH"	10.30mm
"PL"	5.20mm
Solder Pins	1.50*0.80
XX - Contact No	02-24
Y-C - Central Pin	S-Side Pin

Type: Side Pin



RoHS Compliant			
APPD.		TOLERANCE X.XX±0.25 X.X±0.35	PART NAME SCHMID-M Barrier Terminal Block RM: 10.00mm
DWG. HELGA	SCALE	UNIT MM	SIZE A4
DATE 2013/10	PAGE 1 OF 1	REV. C	PART NO SM C09 71001 XX Y, 32A