
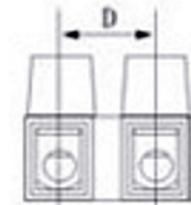
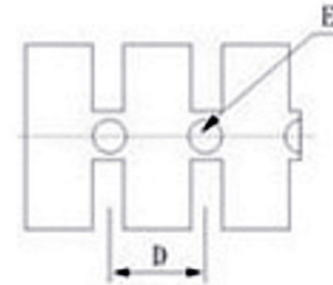
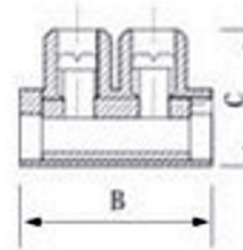


Part Number	Wire Size	Current/Volt	Screw	Dimension (mm)					
				A	B	C	D (Pitch)	E	F
SM C09 712010 XX AK	6.0mm ²	41A/500V	M3.5*7	139.4	23.5	18.5	12.0	3.6	N/A
SM C09 712010 XX BK	6.0mm ²	41A/500V	M3.5*7	139.4	23.5	18.5	12.0	3.6	N/A
SM C09 712010 XX CK	6.0mm ²	41A/500V	M3.5*7	139.4	23.5	20.5	12.0	3.6	N/A
SM C09 712010 XX DK	6.0mm ²	41A/500V	M3.5*7	139.4	23.5	20.5	12.0	3.6	N/A



Wire Protector

High Grade Copper Alloy (B Class)
Pure Copper Materials (A Class)



B = with wire protector
C = with Higher Base
D = Higher base and wire protector

Poles: 1-12

RoHS
Compliant

SCHMID-M

APPD.	SCALE	TOLERANCE	PART NAME
DWG.		0 ± .00 ± ANG. ±	
DATE	BRAUN	UNIT	PART NO.
2013/05/14		M M	
PAGE	1 OF 1	REV.	
		A 4 A	