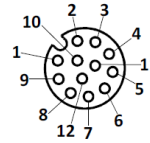


# M12 Male Front Panel Mount

## Pin Assignment



Pin No.	Description
1	Brown
2	Blue
3	White
4	Green
5	Pink
6	Yellow
7	Black
8	Grey
9	Red
10	Violet
11	Grey / Pink
12	Red / Blue

## General Specification

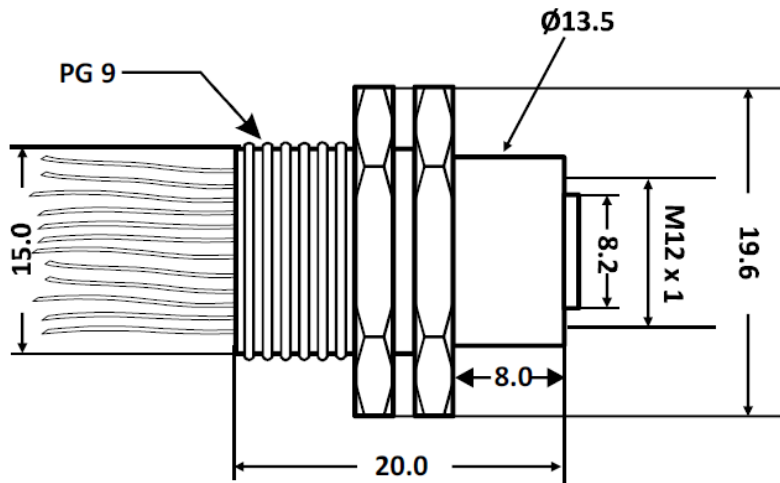
Rated Operational Voltage	30 V
Current Rating	1.5A
Insulation Resistance	>= 100 MΩ
Temperature Range	-25°C ... +75°C
Degree of Protection	IP67



## Material Specification

Housing Material	Brass Ni Plated
Contact	Cu-Zn
Contact Plating	Gold Flash
Contact Carrier	Nylon 66
O-Ring	Neoprene
Pole	12
Clamp Nut	PG9

## Cable Specification

Cross Section of Wire	0.14 sq.mm
Termination	Partially Stripped
Cable length	200 mm



TOLERANCE				
SCALE	UNIT			
DRAW	Brown	DATE	8.11.2018	<b>TITLE</b> <b>SM C10 PF12-FMBR12-P2</b>
CHECK	Walter	REV		
		<b>DESCRIPTION</b> M12 Male Front Panel Mount		